

celestetic.

PROFESSIONALS



MESO+ II- TRANSDERMAL MESOPORATION

WORKING PRINCIPLE OF MESO+ II- TRANSDERMAL MESOPORATION

Electro-mesotherapy or Electroporation or Mesoporation is the latest major innovation in professional cosmetology.

Microcurrents allow a high concentration of active ingredients to penetrate up to 80% more into the heart of the skin in order to exert broad beneficial effects.

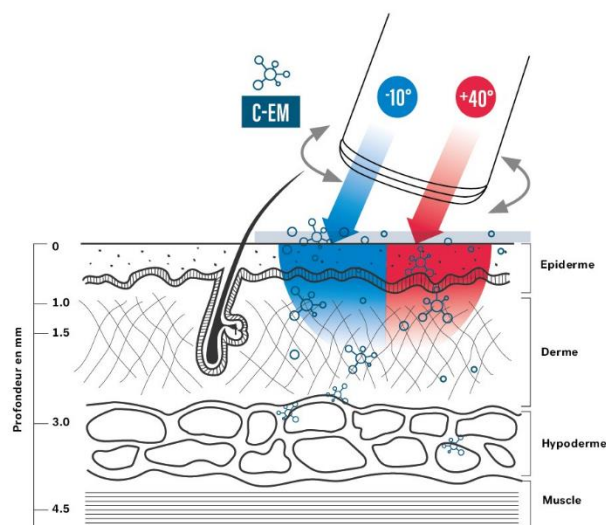
Electro-mesotherapy, or needle-free (virtual) mesotherapy, also known as mesoporation, uses weak electrical impulses to create temporary channels in the skin. Momentarily, the permeability of cell membranes increases considerably, allowing a deep penetration of active ingredients. When the pulse stops, the cells return to their original structure.

Electro-mesotherapy coupled with specific blends of peptides, collagen, vitamins and hyaluronic acid stimulates fibroblasts to produce more collagen and elastin, resulting in more radiant and firmer skin with fewer wrinkles and blemishes.

After several treatments, significant improvements appear, including multiple rejuvenating effects.

The skin becomes fresh, radiant and firm, its cellular metabolism activated and its hydration restored.

All CELESTETIC C-EM products used in Electroporation, are produced according to ISO 91722:2008 quality standards, extremely strict production standards for cosmetic products, which gives them exceptional purity and quality to carry out the treatment safely.



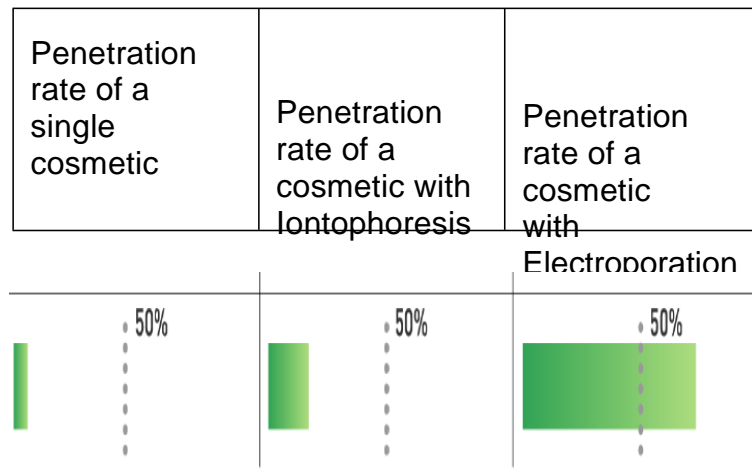
MESO+ II

MESO+ II can be used in a variety of ways, as it is capable of working at very high temperatures of +45°C or very cold temperatures of -5°C, using Electroporation technology, which has been praised by the medical community as a "technique for injecting DNA into cells"

Electroporation acts directly on the skin, significantly improving the penetration of active ingredients into the tissues.

Thanks to the electrical impulses, multiple micro-channels will be formed at the level of the cell membranes, creating "temporary, reversible cell breccias" that thus promote the penetration of active ingredients into the cells themselves.

These micro-channels will remain open during the passage time of the handpiece, hence the importance of making **5 to 8 simultaneous passes per zone** to allow time for the active ingredients to enter the cells.



INDICATIONS: FACIAL, BODY AND SCALP CARE

- Fine lines and
- Rosacea
- Inflammation
- Hair loss
- Photo-aging
- Dry skin
- Oily skin
- Hyperpigmentation
- Acne
- Enlarged
- Cellulitis
- Scalp

AS A FACE CARE PRODUCT, MESO+ II is ideal to guarantee INSTANTLY PLUMPED SKIN!

Safe and effective, this gentle alternative immediately brings tightened and plumped skin.

AS A BODY CARE PRODUCT, MESO+ II helps to reduce stretch marks and scars as well as the appearance of orange peel skin when used with lipolytic active ingredients

IN SCALP CARE, MESO+ II helps to densify and facilitate hair regrowth. The result is a better hair density, which makes it an ideal complementary technique to microneedling

BENEFITS

- Can be used on all phototypes, in all seasons
- Asset penetration greater than 80%
- Increased collagen and elastin production
- Firming/lifting effect
- Skin Rejuvenation/Plumping Effect
- Reduction of puffiness under the eyes
- Non-invasive procedure
- Possibility of customizing the treatment through the choice of active ingredients
- Alternative to micro-needling for people who are needle-phobic or have a contraindication

SECURITY

Mandatory pre-treatment examination

It is mandatory to complete the anamnesis and have it signed by the client before the treatment.

Celestetic is not responsible for any misuse of the products, non-compliance with the protocol, or poor information from the customer receiving the treatment.

Contraindications:

DO NOT PERFORM THE TREATMENT IF THE CLIENT HAS ANY OF THE FOLLOWING CONTRAINDICATIONS:

- Patients with pacemakers or other implanted electronic devices
- Suspicious lesions and spots
- Open wounds or wounds
- Active herpes
- Skin diseases (Eczema, Cancer, Psoriasis, etc.)
- Epilepsy or history of seizures
- History of keloids
- Pregnant women
- People with orthopedic implants on the area to be treated (hip, knee, etc.)
- Dental implants are not a contraindication

FREQUENCY OF TREATMENT AND DURATION OF A SESSION

Number of sessions : To maximize results, it is recommended to start the treatment with 6 sessions

Spacing of sessions: Sessions will be spaced at least 3 days apart.

Ideally, 1 session per week for the first 3 sessions and then space them out by 15 days, i.e. a treatment over 8 weeks.

Maintenance: Thereafter, a maintenance session every month is recommended.

A facial treatment session lasts about 45 minutes, from removing make-up to finishing the treatment.

Recommended price: €80 to €90 per session

COURSE OF A SESSION - TOTAL DURATION OF FACIAL TREATMENT: 45 min

1. Disinfect MESO+ II with a specific disinfection wipe and plug into the mains.
2. Carefully remove your client's make-up, if necessary, with **Soft Clean** or **Micellar Clean** milk and then apply a cotton pad with the **Prep solution** to ensure that the skin is perfectly clean and disinfected.
NB: If necessary and in order to facilitate the passage of the active ingredients, you can exfoliate with Exfoscrub
3. Choice of **C-EM assets** according to the indications to be treated
4. Clip the CLAMPS ALL the way onto your client's forearm

WARNING: NO JEWELLERY
CLOSE TO THE CONTACT AREA OF THE GRIPPER
E.g. ring, earrings, necklace or bracelet



5. Turn on MESO+ and adjust the 3 parameters:
 - A-Processing Time (using + and -)
 - B- The desired Temperature (using the + and -)
 - C- Treatment Intensity (using + and -)
 - D- Choice of pulsed or continuous mode (press the button to activate the pulsed mode, mode becomes grayish)
6. Apply the handpiece to the customer's face before pressing "play"
7. Follow the protocol below

NB: When using the device, always GO UP GRADUALLY INTENSITY to the feeling of your customer

**EACH TREATED AREA
REQUIRES 5 TO 8 PASSES**



celestetic.

PROFESSIONALS

20-MINUTE FACIAL TREATMENT PROTOCOL

STEP 1: USE OF HEAT -DURATION: 5 MIN-
PRODUCT: EGFPERFECT
NO ELECTROPORATION so INTENSITY at 0

Using the "heat" function by raising the temperature - possibility of going up to +45°C -, activates the blood circulation and dilates the ostia to facilitate the penetration of the active ingredients:

Technique: Perform linear movements, from the inside to the outside and come back while smoothing.

Be careful, always stay at a gentler temperature in case of sensitive/reactive skin

STEP 2: USING THE ELECTROPORATION FUNCTION-
LENGTH 10 MIN
PRODUCTS: C-EM celestetic- VITAMIN PEEL BOOSTER..

INTENSITY: Start with a low intensity (from 5) and gradually increase during the treatment, until the client feels tingling without it being unpleasant: each person has his or her own sensitivity and some areas, e.g. the forehead or near the teeth, need to be lowered in intensity

NB: USE THE CONTINUOUS MODE (+) FOR ALL POSITIVELY CHARGED OR LIPOPHILIC HYDROPHILIC SOLUTIONS : C-EM, VITAMIN PEEL BOOSTER, EGF, DNA, HYALURONIC ACID

ONLY NEGATIVELY IONIZED SOLUTIONS OR THE USE OF VITAMIN C WILL REQUIRE PULSE MODE (-)

5 TO 8 PASSES PER ZONE ONLY (10 max)

IMPORTANT: THE SKIN SHOULD ALWAYS BE PERFECTLY SOAKED IN SERUMS

(otherwise there is a risk of unpleasant and/or too intense sensations)

STEP 3: USE OF REFRIGERATION
LENGTH 5 MIN
PRODUCT: PRODUCT: EGFPERFECT
NO ELECTROPORATION so INTENSITY at 0

Using the cryo function, which can be lowered to -5°C, tightens the ostia, drains, calms and soothes the tissues.

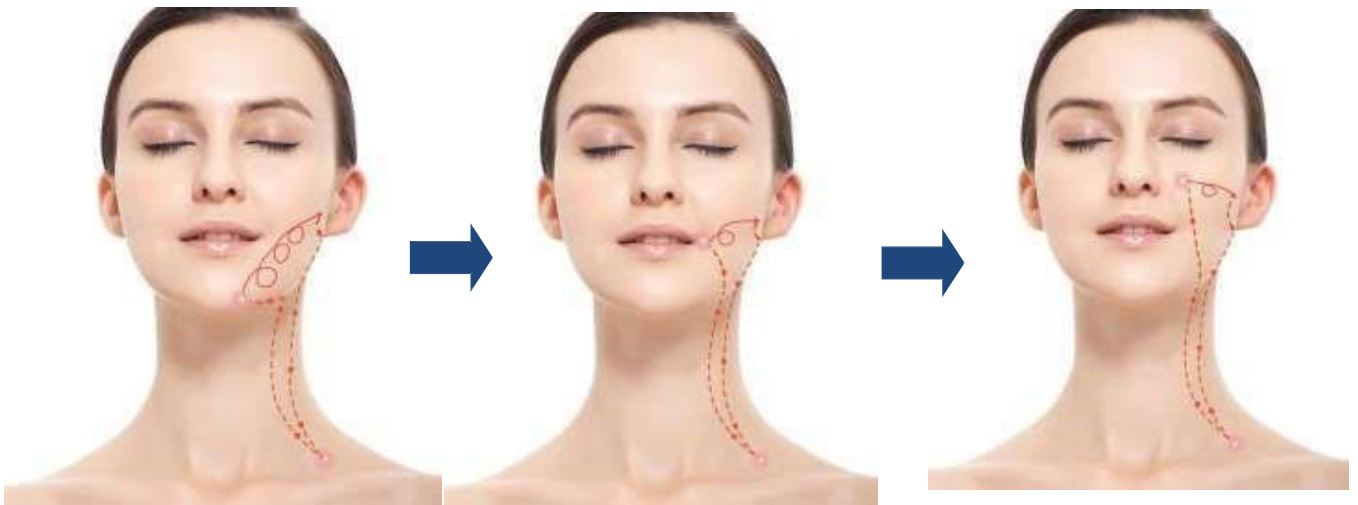
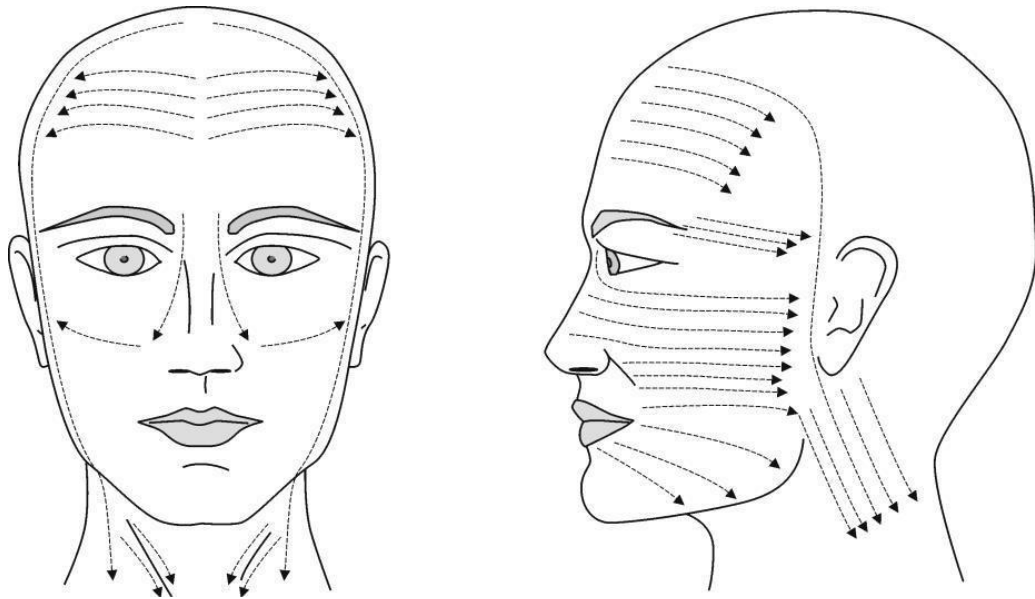
TIGHTENING AND PLUMPING EFFECT GUARANTEED!!

celestetic.

EXAMPLES OF WORKING TECHNIQUES: PROFESSIONALS

RECOMMENDATIONS: Use gentle and slow, linear or circular motions, accompanied by drainage motions, as shown in the diagram below.

REMINDER: 5 to 8 passes per zone are required for optimal efficiency



Redefining the oval of the face

celestetic.

PROFESSIONALS



Work of the nasolabial fold



Neck wrinkles, double chin
& Drainage



NB: Work on the eye contour area

To reduce wrinkles, dark circles and puffiness: leave a **distance of 1 cm** under the eye and **smooth from the inside of the eye to the temple**. Repeat 3 to 5 times.

NB: Do not make circular movements around the eyes and respect the distance
Recommended 1 cm.

FINISHING THE TREATMENT

8. When the treatment is complete, pause MESO+, put down the handpiece
On its base, turn off the appliance and detach the clamp from the forearm of the your customer
9. Perform a light massage so that the serums are completely absorbed by your client's skin
USE HYDRAMIST Collagen Booster to facilitate penetration!
10. FOR FACIAL, apply **CELESTETIC Ultimate Protect SPF 30 cream** or **DNA Protect SPF 50+** and recommend your customers not to apply make-up or other greasy substances or products containing pigments coloured or silicone-based on the skin for 24 to 48 hours
11. AS A BODY TREATMENT, apply ULTRASLIM in case of treatment slimming or ULTRAFIRM to treat a lack of skin firmness or HYDRAREPAIR if the skin requires a calming and soothing action
12. IN SCALP CARE, no special post-care applications

NB: LEDs are an ideal complement to the treatment and can be used post-protocol to potentiate the results obtained in mesoporation

POST-TREATMENT CLIENT REFERRAL – HOMECARE

FACIAL CARE

NO swimming pool, sauna, steam room or intensive sport for 24 to 48 hours after treatment

NO sun exposure for 3 days

Moisturize the skin whenever it needs it with Hydra CARE or Ultimate CARE

Apply SPF 30 in winter and SPF 50+ in summer for a Minimum of 5 days post-treatment

BODY CARE

Same recommendations

SCALP CARE

Avoid washing hair for 24 to 48 hours

If you apply a specific lotion for hair regrowth, repeat your hair

Treatment as soon as the hair is washed.

COMPLEMENTARY TREATMENTS

Electro-mesotherapy is ideal for electro-mesotherapy.

- Radio Frequency with UpSKIN II: (Pass 2 & 3 only)
- Hydro-MicroDermabrasion: with AquaPEEL II: (Pass 2 and 3 only)
- Peeling with PEEL 2.0 (Passages 2 and 3 only))
- Microneedling with C-PEN II (Passage 2) and 3 only))
- HIFU Focused Ultrasound with UltraLIFT II LipoHIFU (Pass 2 and 3 only))

The use of the "cryo" function (passage 3) allows you to benefit from the "freshness", calming, soothing, anti-inflammatory, draining, lifting and plumping effect.

45 MIN SUMMARY FULL PROTOCOL

- Personalized appointment with completion of the pre-care form
- Cleaning and disinfection of hands and equipment
- Make-up removal and skin cleansing
- Observation of skin type, indications to be treated and determination of the appropriate treatment
- Prepare the right serum(s) and MESO +
- Taking photos before processing
- Wear single-person gloves
- Strain a PREP solution using a cotton pad
- Apply the chosen serum(s) to the area to be treated and carry out the complete protocol, i.e. 3 passes
- Regularly ask for your client's feelings
- ESSENTIAL: Apply an anti-sun cream if you sit during the day
- Give post-treatment recommendations and make an appointment for the next session
- Write down the parameters of the treatment performed

celestetic.

PROFESSIONALS

THE ARGUMENTS FOR SELLING TREATMENTS

- Trans-dermal mesoporation is an extremely gentle and pleasant treatment that allows you to regain soft, smooth, radiant and plumped skin from the 1st session!
- Mesoporation uses painless micro-currents and these currents significantly increase the penetration rate of active ingredients up to 80%!
- These active ingredients, chosen and specially adapted to your needs, will be able to penetrate the deeper layers of your skin
- The effectiveness of the products applied during the treatment is therefore multiplied!
- Mesoporation can be performed on all skin types, on the face, body or scalp and in any season
- This technique is also very effective in treating the parts of the body: cellulite, sagging skin, stretch marks
- As a hair treatment, it will be effective on hair regrowth: localized hair loss, fine or thinning hair, alopecia (not baldness)

WEATHER DAMAGE OR SKIN PROBLEMS, MESOPORATION ASSOCIATED WITH
SPECIFIC SERUMS WILL HELP YOU
PROVIDE THE SOLUTION YOU NEED

celestetic.

PROFESSIONALS

AFTER-SALES SERVICE

If you have any doubts or problems, please contact the customer service by submitting a support ticket on the celestetic website.

<https://celestetic.com/support/fr/assistance>

FORMATION

If you wish to follow one of our professional training courses, register directly via our website:

<https://academy.celestetic.com/>

choose your training courses,
Save your dates and
Pay directly online

We look forward to welcoming you soon!

Celestetic. ACADEMY

BRUSSELS- UTRECHT- AIX EN PROVENCE- LUXEMBOURG

celestetic.

PROFESSIONALS

Confidential Document - Property of TEONIA

TEONIA and Celestetic are not responsible for misuse of products and non-compliance with protocol